

QUADRO DISPLAY STAND



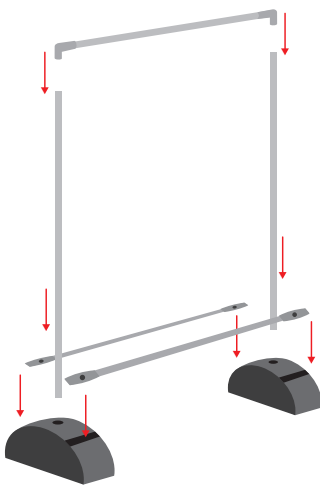
Set-up Instruction

If you need a square display, mobile display "Quadro" is the right choice. This display is a perfect solution for outdoor events because of its huge size.

Product Information

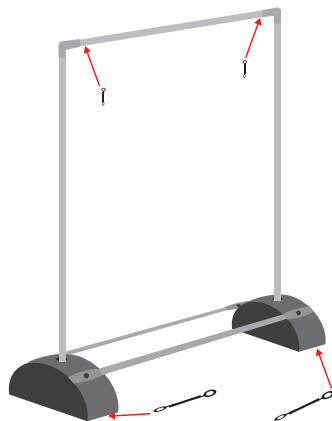
Graphic size (mm)	2450 x 2450
Packaged weight	< 5Kg,
Material	aluminium plastic

1



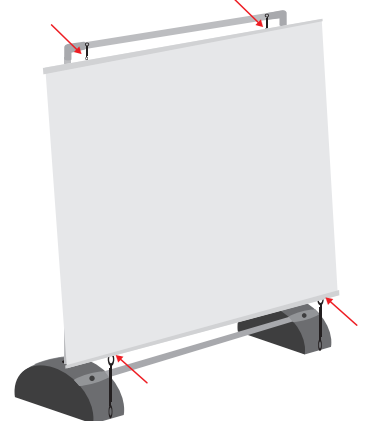
Connect all stabilizing legs and screw up nails.

2



Connect graphic holders.

3

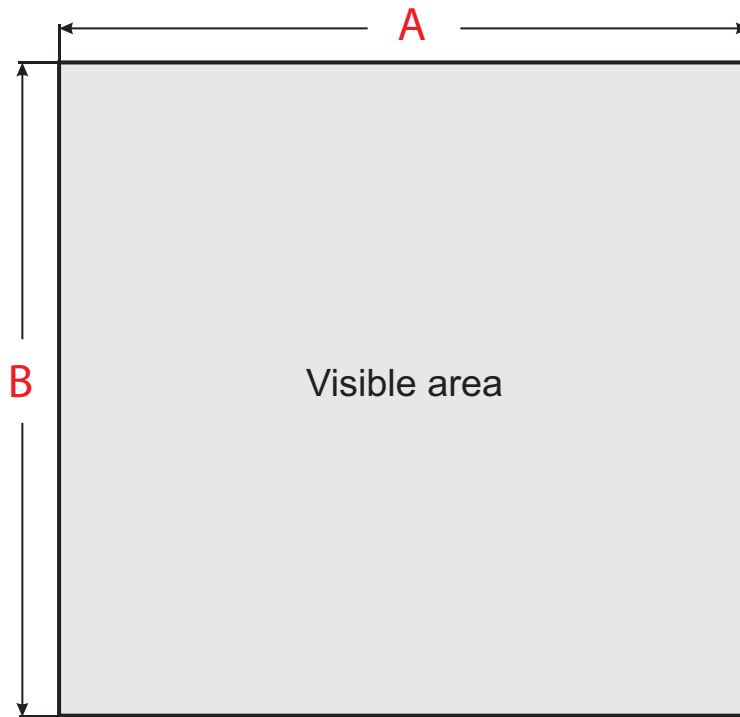


Add the graphic in the front. The board is ready.

4

Graphic Specification

These are guidelines for preparing ready printing files



Artwork Guidelines

Actual banner size (**A x B**) **2450 x 2450**

Artwork Requirements

Resolution **100-150 dpi**

Color mode **CMYK**

File format (scale M 1:1) **.TIFF**

Recommendations

Keep all important graphic elements (images, text, etc.) within the visible area.

Please allow space for trimming by not placing type or logos too close to the edge of the visible area.